

Local Market Update – August 2024

A RESEARCH TOOL PROVIDED BY THE COLUMBUS REALTORS®
BASED ON RESIDENTIAL LISTING DATA ONLY



Franklin County

Key Metrics	August			Year to Date		
	2023	2024	% Change	Thru 8-2023	Thru 8-2024	% Change
Closed Sales	1,464	1,402	- 4.2%	9,901	10,001	+ 1.0%
In Contracts	1,534	1,498	- 2.3%	10,487	10,597	+ 1.0%
Average Sales Price*	\$357,372	\$363,471	+ 1.7%	\$345,545	\$364,439	+ 5.5%
Median Sales Price*	\$305,000	\$315,500	+ 3.4%	\$300,000	\$315,000	+ 5.0%
Average Price Per Square Foot*	\$209.26	\$216.11	+ 3.3%	\$204.82	\$215.78	+ 5.4%
Percent of Original List Price Received*	101.0%	98.7%	- 2.3%	100.8%	99.6%	- 1.2%
Percent of Last List Price Received*	101.7%	100.0%	- 1.7%	101.8%	100.6%	- 1.2%
Days on Market Until Sale	14	19	+ 35.7%	19	23	+ 21.1%
New Listings	1,644	1,663	+ 1.2%	11,645	12,401	+ 6.5%
Median List Price of New Listings	\$299,900	\$300,000	+ 0.0%	\$299,900	\$310,000	+ 3.4%
Median List Price at Time of Sale	\$299,000	\$314,950	+ 5.3%	\$289,990	\$310,000	+ 6.9%
Inventory of Homes for Sale	1,491	2,012	+ 34.9%	—	—	—
Months Supply of Inventory	1.2	1.6	+ 33.3%	—	—	—

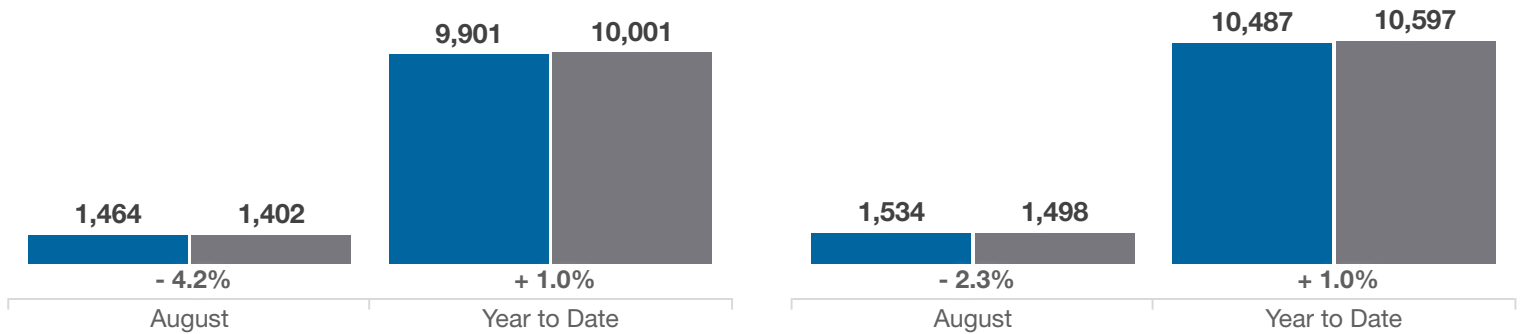
* Does not account for sale concessions and/or downpayment assistance. | Percent changes are calculated using rounded figures and can sometimes look extreme due to small sample size.

Closed Sales

■ 2023 ■ 2024

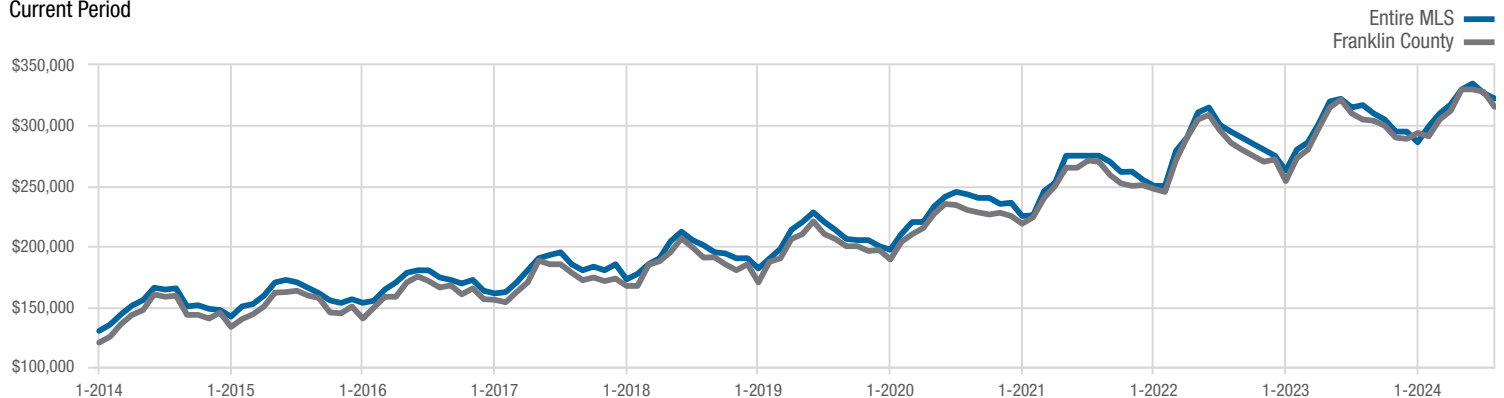
In Contracts

■ 2023 ■ 2024



Median Sales Price

Current Period



Each data point represents the median sales price in a given month.

Local Market Update – August 2024

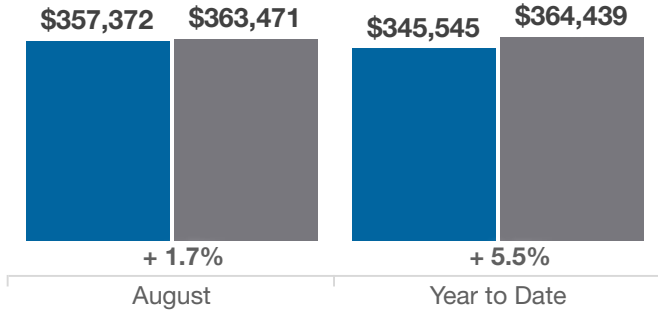
A RESEARCH TOOL PROVIDED BY THE COLUMBUS REALTORS®
BASED ON RESIDENTIAL LISTING DATA ONLY



Franklin County

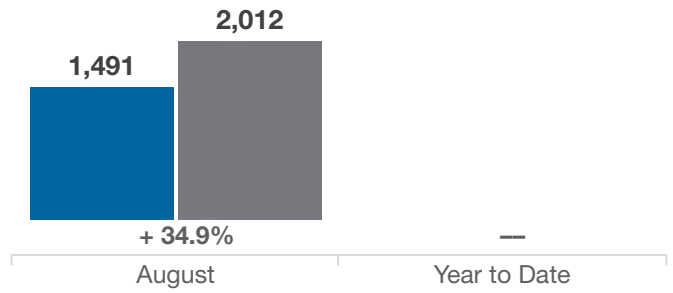
Average Sales Price

■ 2023 ■ 2024



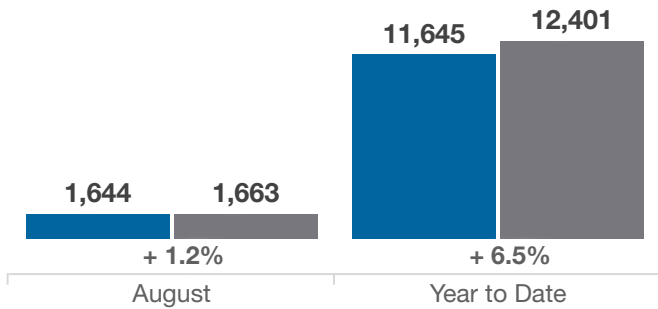
Inventory of Homes for Sale

■ 2023 ■ 2024



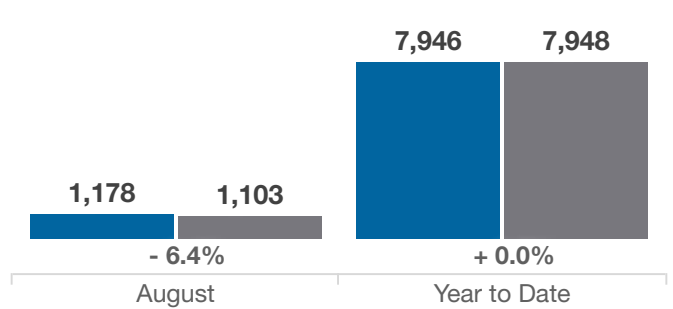
New Listings

■ 2023 ■ 2024



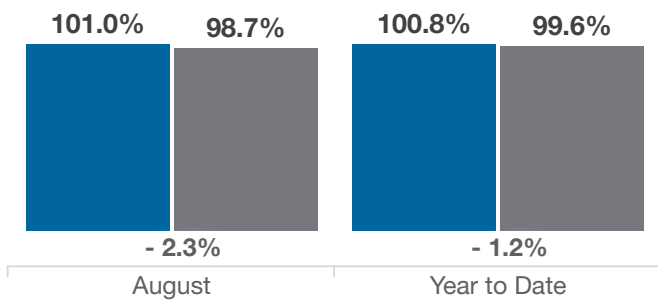
Single Family Sales

■ 2023 ■ 2024



Pct. Of Orig. List Price Received

■ 2023 ■ 2024



Condo Sales

■ 2023 ■ 2024

